


Choose your item

Once you have chosen your product click the personalisation  button to choose from our list of options.

1 Stock Design (Optional)

Choose from our list of stock designs. Some of our stock designs come in different variations suitable for embroidering at smaller sizes. For example if you choose 'Three Jumpers' the embroidery on the left chest is a single jumping horse.

If you do not want a stock design - leave this blank

2 Stock Design Colour

Choose embroidery colour for your Stock Design. Contrasting colours always work well, for example a black saddlecloth with grey embroidery or if you need it to stand out red, yellow or bright green always work well on darker colours. If you would like any help either use the comments box or give us a call.

3 Text (Optional)

Add the text you require in the text box.

If you only want a stock design - leave this blank.

4 Font Colour

Choose embroidery colour for your text.

5 Font Style

Choose from our list of fonts. When you choose your font style for your embroidery we will adjust your choice to best fit the available area on the item.

6 Text Position

Choose the shape and position of your text. For example if you have chosen a saddlecloth then you might want to choose the slant option – if you have chosen a jacket you might want the text in a straight line. If you do not see the option you require please use the comments box.

7 Side/Position

Choose the area you would like embroidered. If you have chosen a garment the positions are left chest or the back (across the shoulders) or you can have left chest and back. If you have chosen a rug or saddle cloth the options are near side, off side or both. The size of the lettering will be determined by the stock design chosen or the location of where the logo is going. If you would like a definite size please mention this in the comments section.

8 Comments

Let us know of anything you need which is not covered in the drop down personalisation menu. Or please give us a call we will be more than happy to discuss your options.

 tylers

Horse & Country

Stock Designs

Jumper




Large/Back



Small/Front

Dressage



Large/Back



Small/Front

Jumper Outline



Large/Back



Small/Front

Three Jumpers



Large/Back



Small/Front

Choose from our list of stock designs. Some of our stock designs come in different variations suitable for embroidering at smaller sizes. For example if you choose 'Three Jumpers' the embroidery on the left chest is a single jumping horse.

Stardust



Large/Back



Small/Front

Text Position



Curved Below



Straight Above



Straight Below

Slant

Vertical

Choose the shape and position of your text. For example if you have chosen a saddlecloth then you might want to choose the slant option – if you have chosen a jacket you might want the text in a straight line. If you do not see the option you require please use the comments box.

tylers

Horse & Country

Font Style


Choose from our list of fonts. When you choose your font style for your embroidery we will adjust your choice to best fit the available area on the item.

Font Size

Font sizes are for a guide to letter size, some fonts will need to be smaller or larger to give the best appearance.



Colour




Choose embroidery colour for your design. Contrasting colours always work well, for example a black saddlecloth with grey embroidery or if you need it to stand out red, yellow or bright green always work well on darker colours. If you would like any help either use the comments box or give us a call.

tylers

Horse & Country

Examples

Here are just a few examples of possible combinations of Stock Design Colour and Text Colour.



tylers

Horse & Country